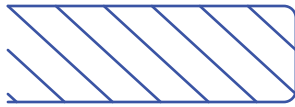


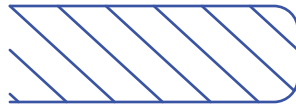
# Two & Two

Design Innovations

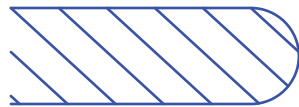
## Radiused Countertop Edge Profiles



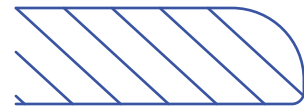
1CMR



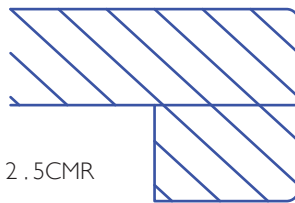
1CM3MMR



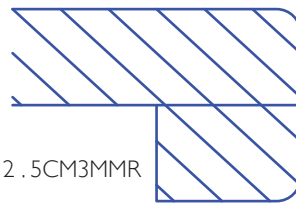
1CM6MMR



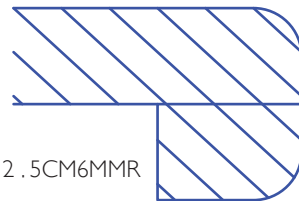
1CM9MMR



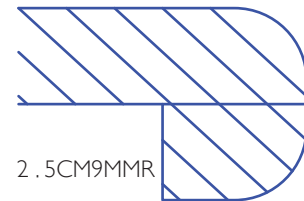
2.5CMR



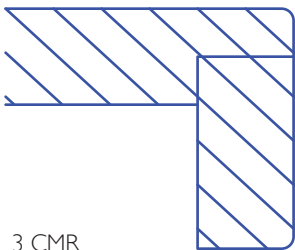
2.5CM3MMR



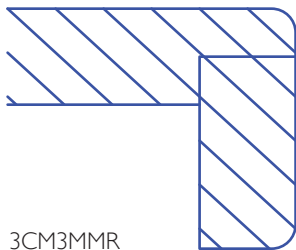
2.5CM6MMR



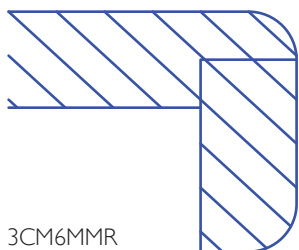
2.5CM9MMR



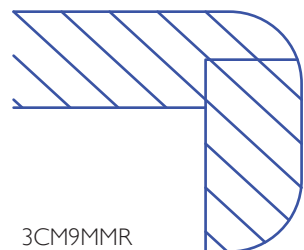
3CMR



3CM3MMR



3CM6MMR

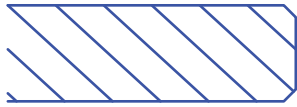


3CM9MMR

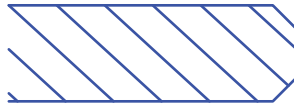
# Two & Two

Design Innovations

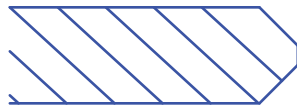
## Beveled Countertop Edge Profiles



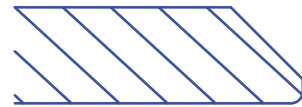
1CMB



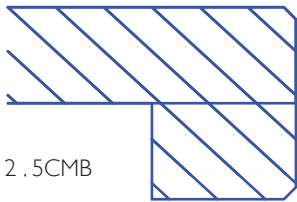
1CM3MMB



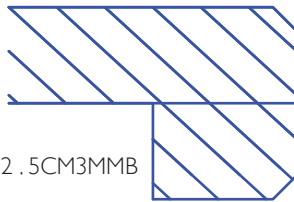
1CM6MMB



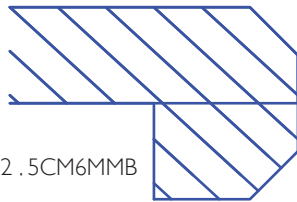
1CM9MMB



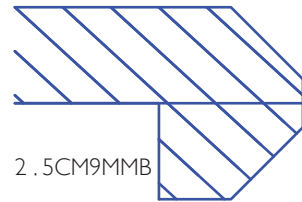
2.5CMB



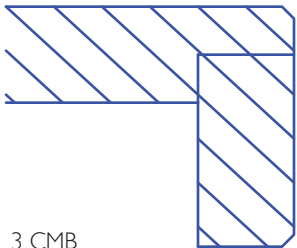
2.5CM3MMB



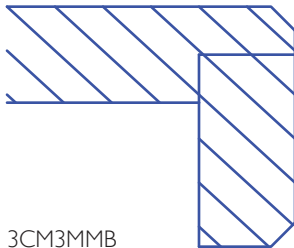
2.5CM6MMB



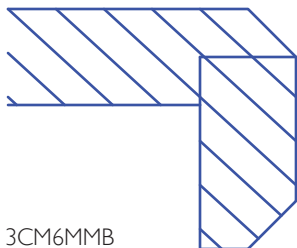
2.5CM9MMB



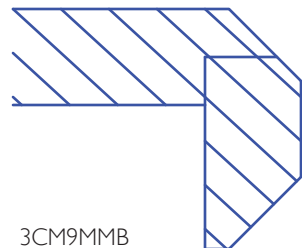
3CMB



3CM3MMB



3CM6MMB



3CM9MMB